

CHAPTER 2

Problem 2-1

Line Voltage = 460 V, Resistance = 8.66 ohm

Reactance = 5 ohm

Reference voltage = $\hat{V}_{an} = 265.6 + j0$

(a) The line current

= phase current since wye connected

= $(265.6 + j0) / (8.66 + j5)$

= $23.0 - j13.28 = 26.56 \angle -30^\circ$

(b) Total power = $3 \times 26.56^2 \times 8.66 = 18\,325.4 \text{ W}$

(c) The two wattmeter readings are:

Wattmeter in line B:

$\hat{V}_{ba} = 460 \angle -150^\circ$

$\hat{I}_b = 26.56 \angle -150^\circ$

$P_b = 460 \times 26.56 \times \cos(0)$

= 12 217

Wattmeter in line C:

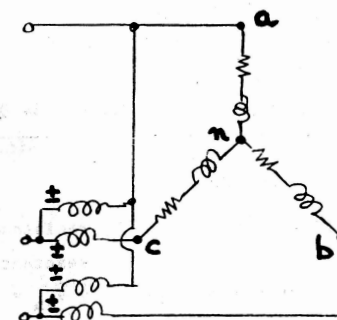
$\hat{V}_{ca} = 460 \angle 150^\circ$

$\hat{I}_c = 26.56 \angle 90^\circ$

$P_c = 460 \times 26.56 \times \cos(60)$

= 6108.4

Sum of the two readings = 18 325.4 W



Problem 2-2

Line Voltage = 460 V, Resistance = 8.66 ohm

Reactance = 5.00 ohm

Reference voltage = $\hat{V}_{ab} = 460 + j0$

(a) Phase current = $(460 + j0) / (8.66 + j5)$

= $39.84 - j23.00 = 46.00 \angle -30^\circ$

Line current = $79.68 \angle -60^\circ$

(b) Total power = $3 \times 46.00^2 \times 8.66 = 54\,976.1 \text{ W}$

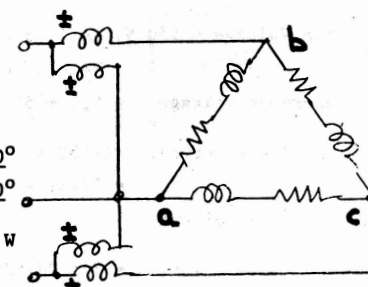
(c) The two wattmeter readings are:

Wattmeter in line B:

$\hat{V}_{ba} = 460 \angle 180^\circ$

Wattmeter in line C:

$\hat{V}_{ca} = 460 \angle 120^\circ$

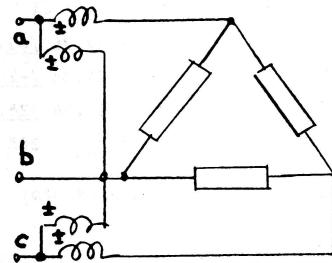


6

Problem 2-10

Line Voltage 208

$$\begin{aligned}\hat{Z}_{ba} &= (10 + j20) = 22.36 \angle 63.43^\circ \\ \hat{Z}_{cb} &= (20 - j10) = 22.36 \angle -26.57^\circ \\ \hat{Z}_{ac} &= (20 + j10) = 22.36 \angle 26.57^\circ \\ \text{Reference Voltage} &= \hat{V}_{ac} = 208 + j0\end{aligned}$$



(a) The phase voltages are:

$$\begin{aligned}\hat{V}_{ac} &= 208 + j0 \\ \hat{V}_{cb} &= 208 \angle -120^\circ = -104 - j180.1 \\ \hat{V}_{ba} &= 208 \angle +120^\circ = -104 + j180.1\end{aligned}$$

(b) The phase currents are:

$$\begin{aligned}\hat{I}_{ac} &= (208 + j0) / (20 + j10) = 8.32 - j4.16 \\ &= 9.3 \angle -26.57^\circ \\ \hat{I}_{cb} &= (-104 - j180.1) / (20 - j10) = -0.558 - j9.284 \\ &= 9.3 \angle -93.44^\circ \\ \hat{I}_{ba} &= (-104 + j180.1) / (10 + j20) = 5.125 + j7.762 \\ &= 9.3 \angle 56.57^\circ\end{aligned}$$

(c) The line currents are:

$$\begin{aligned}\hat{I}_a &= (8.32 - j4.16) - (5.125 + j7.762) = 3.195 - j11.922 \\ &= 12.343 \angle -75.00^\circ \\ \hat{I}_b &= (5.125 + j7.762) - (-0.558 - j9.284) = 5.683 + j17.046 \\ &= 17.97 \angle 71.56^\circ \\ \hat{I}_c &= (-0.558 - j9.284) - (8.32 - j4.16) = 8.878 - j5.124 \\ &= 10.251 \angle -150.00^\circ\end{aligned}$$

(d) Two-wattmeter readings:

Wattmeter in line C:

$$\begin{aligned}\hat{V}_{cb} &= 208 \angle -120^\circ \\ \hat{I}_c &= 10.251 \angle -150^\circ \\ P_c &= 208 \times 10.251 \times \cos(30) \\ &= 1846.55\end{aligned}$$

Wattmeter in line A:

$$\begin{aligned}\hat{V}_{ab} &= 208 \angle -60^\circ \\ \hat{I}_a &= 12.343 \angle -75.00^\circ \\ P_a &= 208 \times 12.343 \times \cos(15) \\ &= 2479.86\end{aligned}$$

Sum of the 2 readings = 4326.4 W

7

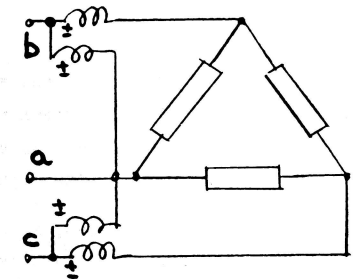
(e) The phase powers:

$$\begin{aligned}P_{ac} &= 9.3^2 \times 20 = 1730.56 \text{ W} \\ P_{cb} &= 9.3^2 \times 20 = 1730.56 \text{ W} \\ P_{ba} &= 9.3^2 \times 10 = 865.28 \text{ W} \\ \text{Sum} &= 4326.40 \text{ W}\end{aligned}$$

Problem 2-11

Line Voltage = 460 V

$$\begin{aligned}\hat{Z}_{ab} &= (25 + j15) = 29.15 \angle 30.96^\circ \\ \hat{Z}_{bc} &= (15 - j25) = 29.15 \angle -59.04^\circ \\ \hat{Z}_{ca} &= (20 + j20) = 28.28 \angle 45^\circ \\ \text{Reference voltage} &= \hat{V}_{ab} = 460 \angle 0^\circ\end{aligned}$$



(a) The phase voltages are:

$$\begin{aligned}\hat{V}_{ab} &= 460 \angle 0^\circ = 460 + j0 \\ \hat{V}_{bc} &= 460 \angle -120^\circ = -230 - j398.37 \\ \hat{V}_{ca} &= 460 \angle +120^\circ = -230 + j398.37\end{aligned}$$

(b) The phase currents are:

$$\begin{aligned}\hat{I}_{ab} &= (460 + j0) / (25 + j15) = 13.529 - j8.118 \\ &= 15.78 \angle -30.96^\circ \\ \hat{I}_{bc} &= (-230 - j398.37) / (15 - j25) = 7.658 - j13.795 \\ &= 15.78 \angle -60.96^\circ \\ \hat{I}_{ca} &= (-230 + j398.37) / (20 + j20) = 4.209 + j15.709 \\ &= 16.26 \angle 75^\circ\end{aligned}$$

(c) The line currents are:

$$\begin{aligned}\hat{I}_a &= (13.529 - j8.118) - (4.209 + j15.709) = 9.32 - j23.827 \\ &= 25.585 \angle -68.64^\circ \\ \hat{I}_b &= (7.658 - j13.795) - (13.529 - j8.118) = -5.871 - j5.667 \\ &= 8.167 \angle -135.96^\circ \\ \hat{I}_c &= (4.209 + j15.709) - (7.658 - j13.795) = -3.448 + j29.504 \\ &= 29.705 \angle 96.67^\circ\end{aligned}$$

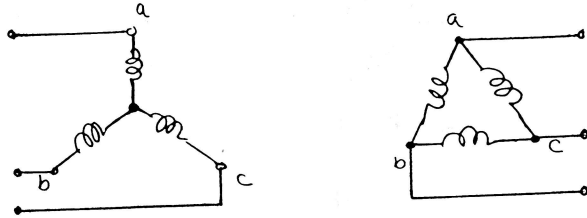
60

Problem 5-19

$$R_{eq} = 1.2, X_1 = 4.5 \text{ ohm}$$

$$\text{Turns ratio} = 2300/460 = 5.0$$

(a) A Wye / Delta connection is required



(b) Specified load: Voltage 460 V
 Apparent power 300 000 VA
 Reactive power 120 000 var (inductive)

$$\begin{aligned} \text{Secondary phase current} &= 300\,000 / (3 \times 460) = 217.3913 \text{ A} \\ \text{Primary current} &= 217.3913 \times 460 / 2300 = 43.4783 \text{ A} \end{aligned}$$

(c) The following values are referred to the primary of each transformer.

$$\text{Equivalent impedance} = (1.2 + j4.5) \text{ ohm}$$

$$\text{Secondary phase voltage} = 2300.0 \text{ V}$$

$$\text{Secondary current} = 39.8485 - j17.3913 = 43.4783 \angle -23.58^\circ \text{ A}$$

$$\begin{aligned} \text{Primary voltage} &= (2300.0 + j0) + (39.8485 - j17.3913)(1.2 + j4.5) \\ &= 2426.0791 + j158.4487 = 2431.2478 \angle 3.74^\circ \text{ V} \end{aligned}$$

$$\text{Primary line voltage} = 4211.0447 \text{ V}$$

$$\text{Voltage regulation} = (2431.2478 - 2300) / 2300 = 0.0571 \text{ pu} = 5.71\%$$

$$\text{Losses: Copper} = 3 \times 43.4783^2 \times 1.2 = 6805.3 \text{ W}$$

$$\text{Core} = 0 \text{ (neglected, since unknown)}$$

$$\text{Total losses} = 6805.3 \text{ W}$$

$$\text{Output power} = 274\,954.5 \text{ W}$$

$$\text{Input power} = 281\,759.8 \text{ W}$$

$$\text{Efficiency} = 274\,954.5 / 281\,759.8 = 0.9758 \text{ pu} = 97.58\%$$

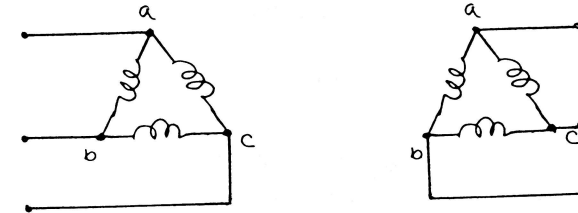
61

Problem 5-20

$$R_1 = 0.4, X_1 = 0.9 \text{ ohm}$$

$$\text{Turns ratio} = 460/208 = 2.2115$$

(a) A Delta / Delta connection is required.



(b) Specified load: Voltage 208 V
 Power 50 000 W
 Apparent power 60 000 VA (inductive)

$$\text{Secondary phase current} = 60\,000 / (3 \times 208) = 96.1538 \text{ A}$$

$$\text{Primary current} = 96.1538 \times 208 / 460 = 43.4783 \text{ A}$$

(c) The following values are referred to the primary of each transformer.

$$\text{Equivalent impedance} = (0.4 + j0.9) \text{ ohm}$$

$$\text{Secondary phase voltage} = 460 \text{ V}$$

$$\text{Secondary current} = 36.2319 - j24.0335 = 43.4783 \angle -33.56^\circ \text{ A}$$

$$\begin{aligned} \text{Primary voltage} &= (460 + j0) + (36.2319 - j24.0335)(0.4 + j0.9) \\ &= 496.1229 + j22.9953 = 496.6555 \angle 2.65^\circ \text{ V} \end{aligned}$$

$$\text{Voltage regulation} = (496.6555 - 460) / 460 = 0.0797 \text{ pu} = 7.97\%$$

$$\text{Losses: Copper} = 3 \times 43.4783^2 \times 0.4 = 2268.4$$

$$\text{Core} = 0 \text{ (neglected)}$$

$$\text{Total losses} = 2268.4 \text{ W}$$

$$\text{Output power} = 50\,000 \text{ W}$$

$$\text{Input power} = 52\,268.4 \text{ W}$$

$$\text{Efficiency} = 50\,000 / 52\,268.4 = 0.9566 \text{ pu} = 95.66\%$$

Problem 7-19

$V_t = 440$ V, $f = 60$ Hz, Poles = 6, Delta connection

$R_1 = 1.5$ ohm, $R_2' = 0.8$ ohm

Stator leakage inductance = 0.008 H, Rotor leakage inductance = 0.008 H

Magnetizing inductance = 0.3 H, Turns ratio = 1

Approximate equivalent

$X_1 = 3.016$, $X_2' = 3.016$, $X_m = 113.1$ ohm at 60 Hz

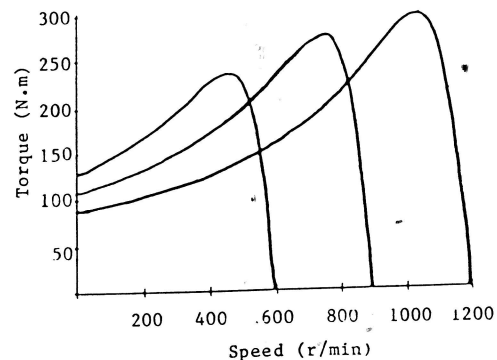
(a) This is a repeat of Prob. 7-18

(b) Repeat Prob 7-18 with $X_1 = 2.262$, $X_2' = 2.262$, $X_m = 84.8$ ohm at 45 Hz

$V_{ph} = 0.75 \times 440 = 330$ V

(c) Repeat Prob 7-18 with $X_1 = 1.508$, $X_2' = 1.508$, $X_m = 56.55$ ohm at 30 Hz

$V_{ph} = 0.5 \times 440 = 220$ V



(d) The maximum torques are

f (Hz)	T_m (N.m)	Speed (r/min)	Slip
60	300	1045	0.19
45	275	750	0.17
30	235	460	0.24

Note: T_m is reduced as the frequency is reduced since R_1 is not neglected.

Problem 7-20

$V_t = 440$ V, $f = 60$ Hz, Poles = 6, Delta connection

$R_1 = 1.5$ ohm, $R_2' = 0.8$ ohm

Stator leakage inductance = 0.008 H, Rotor leakage inductance = 0.008 H

Magnetizing inductance = 0.3 H, Turns ratio = 1

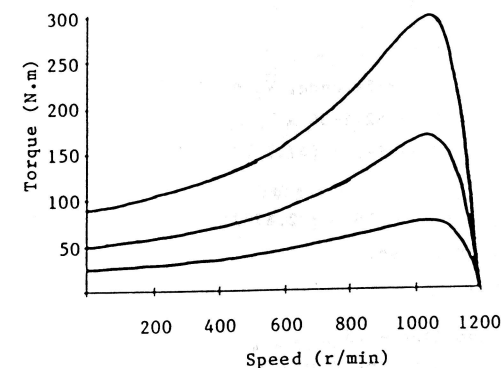
Approximate equivalent

$X_1 = 3.016$, $X_2' = 3.016$, $X_m = 113.1$ ohm at 60 Hz

(a) This is a repeat of Prob. 7-18

(b) Repeat 7-18 with $V_{ph} = 330$ V

(c) Repeat 7-18 with $V_{ph} = 220$ V



(d) The maximum torques are:

Voltage (V)	T_m (N.m)	Speed (r/min)	Slip
440	300	1045	0.19
330	170	1045	0.19
220	75	1045	0.19

Problem 8-10

$V_t = 550$ V, $f = 60$ Hz, Poles = 10, Wye connection

$X_s = 2.9$ ohm/ph, $R_a = 0$

Power = 75 kW, Power factor = 1.0, Increase in $I_f = 20\%$

(a) Taking \hat{V}_t (phase) as reference, $\hat{V}_t = 317.54 + j0$

$$I_a = \frac{75 \times 1000}{1.7321 \times 550 \times 1} = 78.73$$

$$\hat{I}_a = 78.73 + j0$$

$$\hat{E}_f = (317.54 + j0) - (78.73 + j0) (j2.9) = 317.5426 - j228.316$$

$$= 391.10 \angle -35.72^\circ \text{ V (phase)}$$

$$E_f = 677.41 \text{ V (line)}$$

(b) I_r = component of \hat{I}_a in phase with \hat{V}_t
 $= 78.73$ A (constant)

$$E_f = 391.10 \times 1.2 = 469.328$$

$$\text{Im}[\hat{E}_f] = -228.316 \text{ (constant)}$$

$$\text{Re}[\hat{E}_f] = \sqrt{(469.328^2 - 228.316^2)} = 410.04$$

$$\text{That is, } \hat{E}_f = 410.04 - j228.32 = 469.328 \angle -29.11^\circ \text{ V}$$

$$\text{But } \hat{V}_t = 317.54 + j0$$

$$j\hat{I}_a X_s = (317.54 + j0) - (410.04 - j228.32) = -92.50 + j228.32$$

$$= 246.34 \angle 112.06^\circ \text{ V}$$

$$\hat{I}_a = 84.95 \angle 22.06^\circ \text{ A}$$

$$\text{Increase in } I_a = (84.95 - 78.73) / 78.73 = 7.90\%$$

Problem 8-11

$V_t = 460$ V, $f = 60$ Hz, Poles = 10, Wye connection

$X_s = 2.5$ ohm/ph, $R_a = 0$

Power = 60 kW, Power factor = 1.0, Increase in $I_f = 25\%$

(a) Taking \hat{V}_t (phase) as reference, $\hat{V}_t = 265.58 + j0$

$$I_a = \frac{60 \times 1000}{1.732 \times 460 \times 1} = 75.31 \text{ A}$$

$$\hat{I}_a = 75.31 + j0$$

$$\hat{E}_f = (265.58 + j0) - (75.31 + j0) (j2.5) = 265.5811 - j188.266$$

$$= 325.54 \angle -35.33^\circ \text{ V (phase)}$$

$$E_f = 563.86 \text{ V (line)}$$

(b) I_r = component of \hat{I}_a in phase with \hat{V}_t
 $= 75.31$

$$E_f = 325.54 \times 1.25 = 406.93 \text{ V}$$

$$\text{Im}[\hat{E}_f] = -188.27$$

$$\text{Re}[\hat{E}_f] = \sqrt{(406.93^2 - 188.27^2)} = 360.76$$

$$\hat{E}_f = 360.76 - j188.27 = 406.93 \angle -27.56^\circ$$

$$\hat{V}_t = 265.58 + j0$$

$$j\hat{I}_a X_s = (265.58 + j0) - (360.76 - j188.27)$$

$$= -95.18 + j188.27 = 210.96 \angle 116.82^\circ \text{ V}$$

$$\hat{I}_a = 84.38 \angle 26.82^\circ \text{ A}$$

$$\text{Increase in } I_a = (84.38 - 75.31) / 75.31 = 12.05\%$$

Problem 8-12

$V_t = 460$ V, $f = 60$ Hz, Poles = 10, Wye connection

$X_s = 0.8$ ohm/ph, $R_a = 0$

Power = 200 kW, Power factor = 0.8 (leading), Increase in torque = 100%

(a) Taking \hat{V}_t (phase) as reference, $\hat{V}_t = 265.58 + j0$

$$I_a = \frac{200 \times 1000}{1.7321 \times 460 \times 0.8} = 313.78 \text{ A}$$

$$\hat{I}_a = 313.78 (0.8 + j0.6) = 251.0264 + j188.2664$$

$$\hat{E}_f = (265.58 + j0) - (251.0264 + j188.2664) (j0.8) = 416.1942 - j200.817$$

$$= 462.11 \angle -25.76^\circ \text{ V (phase)}$$

$$E_f = 800.40 \text{ V (line)}$$

(b) I_r = component of \hat{I}_a in phase with \hat{V}_t
 $= 251.0264 \times 2 = 502.0528 \text{ A}$

$$E_f = 462.11 \text{ V (constant)}$$

$$\text{Im}[\hat{E}_f] = -502.0528 \times 0.8 = -401.63 \text{ V}$$

$$\text{Re}[\hat{E}_f] = \sqrt{(462.11^2 - 401.63^2)} = 228.55 \text{ V}$$

$$\hat{E}_f = 228.55 - j401.63$$

$$\hat{V}_t = (265.58 + j0)$$